

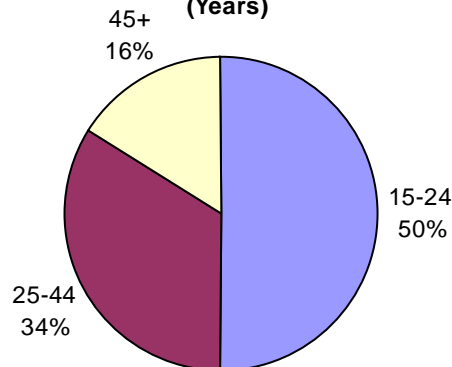
Outcomes

A summary of key findings from the 2006 Student Outcomes Survey for TAFEWA graduates

Overview

In May 2006, approximately **2455** graduates and **652** module completers were surveyed in Western Australia through the National Centre for Vocational Education Research. The survey measured the employment and further education outcomes of TAFEWA graduates and module completers, including how relevant their training had been and how satisfied they were with this training. **The following results relate to graduates who completed their studies in 2005.**

TAFEWA Graduate Age Profile (Years)



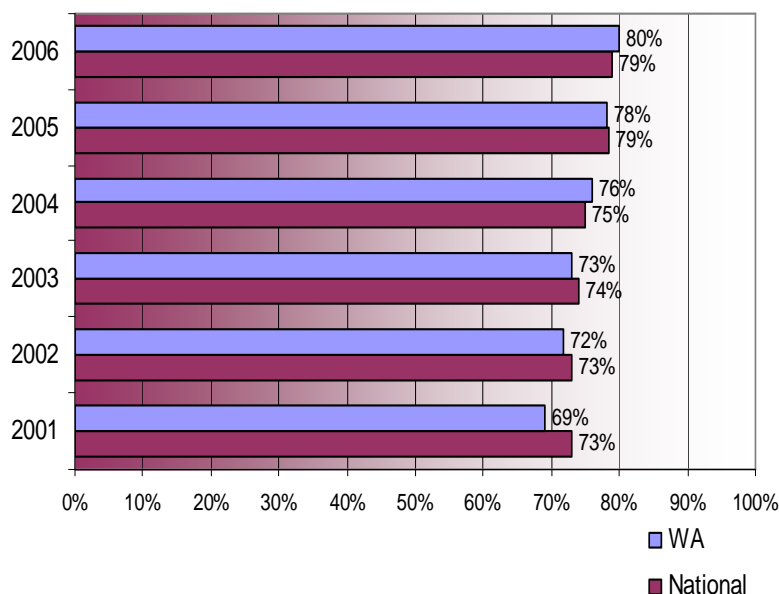
Employment Outcomes on the Rise

TAFEWA Graduate employment outcomes remain strong. Since 2001, employment levels in WA have increased considerably.

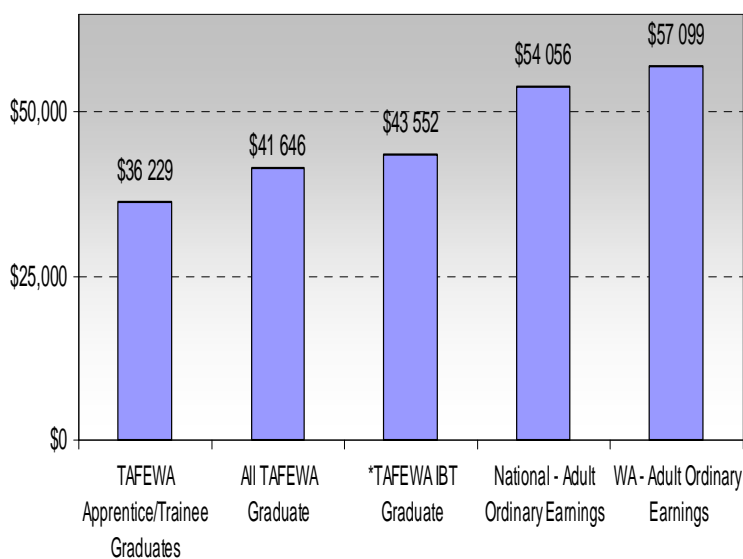
At May 2006, 80% of all TAFEWA graduates were employed. Furthermore, Western Australia exceeded the national average for the first time in five years.

The employment level for TAFEWA graduates who were actively seeking employment in 2006 was 92% compared to the national average of 89%.

GRADUATES EMPLOYED



AVERAGE FULL-TIME ANNUAL INCOME (MAY 2006)



Average Annual Graduate Earnings

On completion of training graduates employed on a full-time basis have an average income of \$41 464. This compares to the average full time earnings for the Australian adult population of \$54 056⁽¹⁾.

- The highest paying industries are mining (\$59 441), finance and insurance (\$47 687) and education (\$47 434).
- The lowest paying industry is retail trade (\$27 784).
- The highest paying occupations are professionals (\$53 865), intermediate production and transport workers (\$51 398) and technicians and associated professionals (\$51 210).

Source ⁽¹⁾: ABS 6302.0 Nov 06

Note (*): IBT = Institution Based Training (non Apprentice/Trainee)